


❖ **Features:**

- 2.0*1.25*0.8 mm
- Mono-color type
- Soldering methods :All SMT assembly methods
- Comply ROHS standard



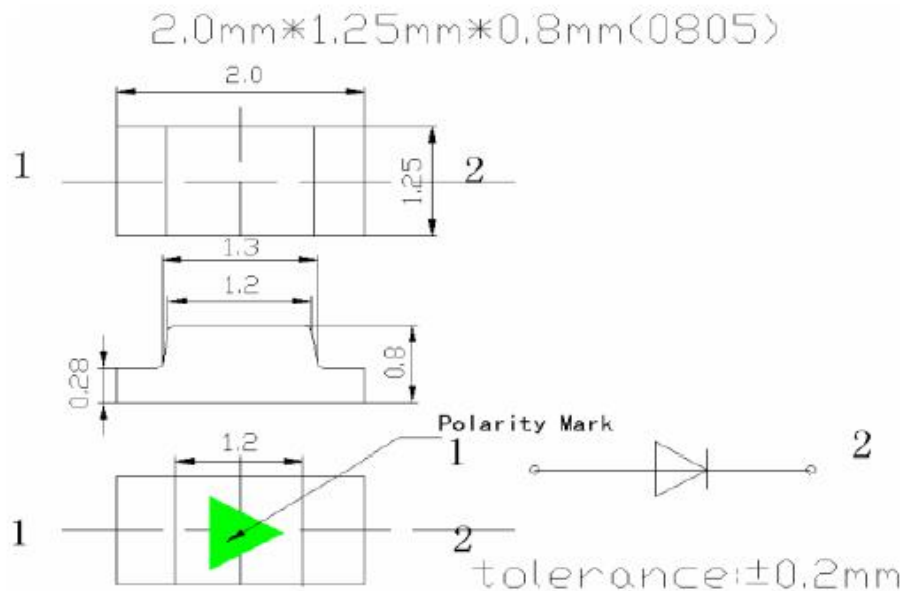
❖ **Description**

The Yellow source color devices are made with AlGaInP on sapphire Light Emitting Diode.

❖ **Application**

- Optical indicator
- Indicator and backlighting in telephone and fax
- Flat backlight for LCD, switch and symbol
- Light pipe application
- General use

❖ **Package Dimensions**



NOTES:

1. All dimensions are in millimeter[unit];
2. Tolerance is ±0.2mm(0.008 ") unless other specified;
3. Specifications are subject to change without notice.

Emitted Color	Len's Color	Chip Material
Yellow	Water clear	AlGaInP

✧ Absolute Maximum Ratings($T_a=25^\circ\text{C}$)

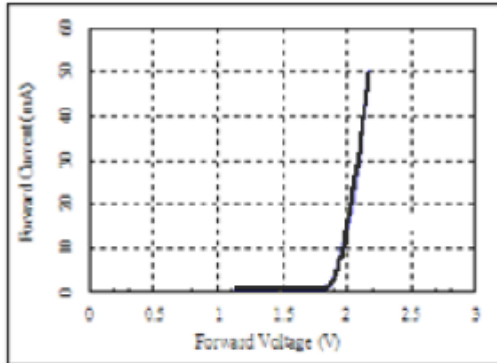
Item	Symbol	Maximum	Unit
Power Dissipation	PD	75	mW
Continuous Forward Current	I_{Fmax}	30	mA
Peak Forward Current(1/10 Duty Cycle 0.1ms Pulse Width)	I_{FP}	140	mA
Reverse Voltage	V_R	5	V
Operating Temperature Range	T_{opr}	-40 to+85	$^\circ\text{C}$
Storage Temperature Range	T_{stg}	-40 to+85	$^\circ\text{C}$
Lead Solder Temperature	T_{sol}	260 $^\circ\text{C}$ for 3 seconds	

✧ Electrical/Optical Characteristics($T_a=25^\circ\text{C}$)

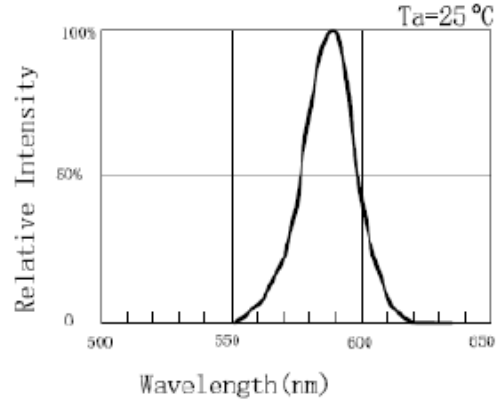
Item	Symbol	Condition	Min.	Typ.	Max	Unit
Forward Voltage	V_F	$I_F=20\text{mA}$	1.8	2.0	---	V
Luminous Intensity	I_V	$I_F=20\text{mA}$	90	---	130	mcd
Wavelength	λ	$I_F=20\text{mA}$	587	591	--	nm
Viewing Angle	$2\theta_{1/2}$	$I_F=20\text{mA}$	--	120	--	Deg
Reverse Current	IR	$V_R=5\text{V}$	--	--	10	μA

◆ Typical Electro-Optical Characteristics Curves

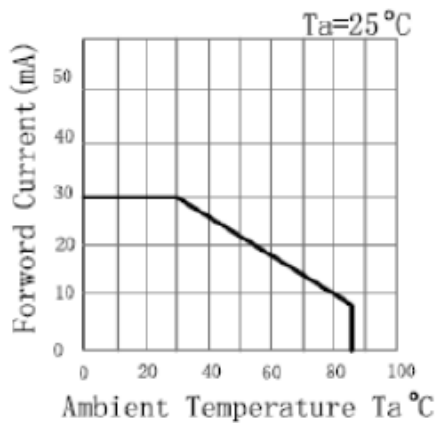
Forward Current Vs. Forward Voltage



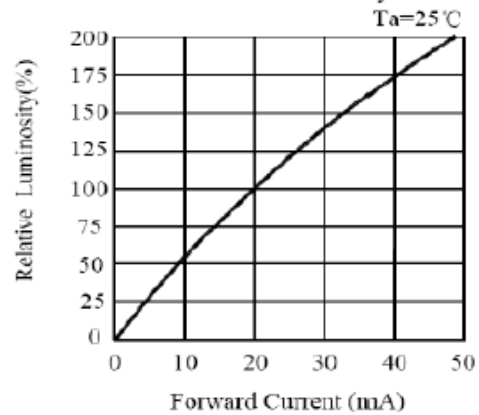
Relative Intensity VS Wavelength



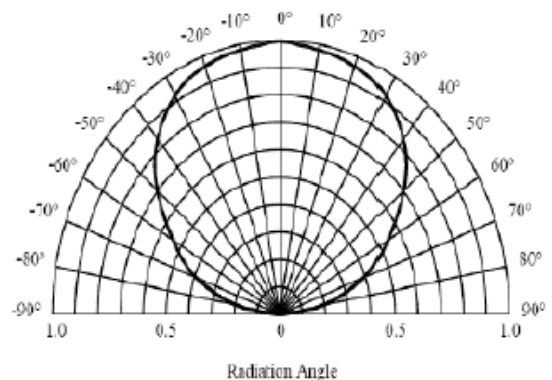
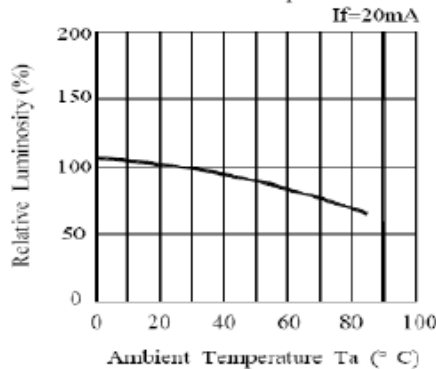
Forward Current VS Ambient Temperature



Forward Current Vs. Relative Luminosity



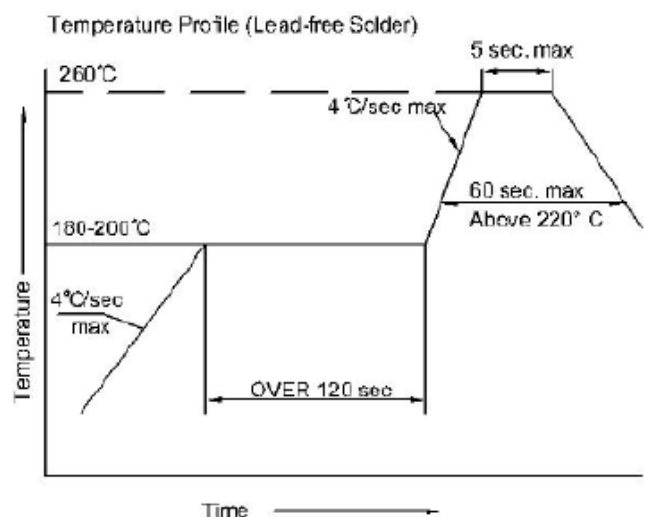
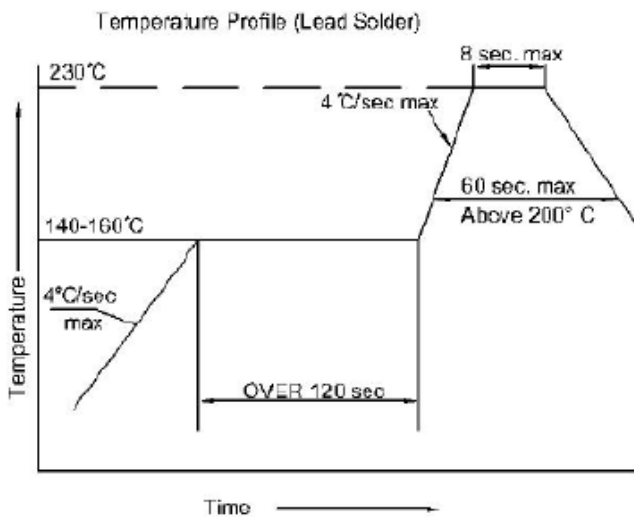
Relative Luminosity Vs. Ambient Temperature



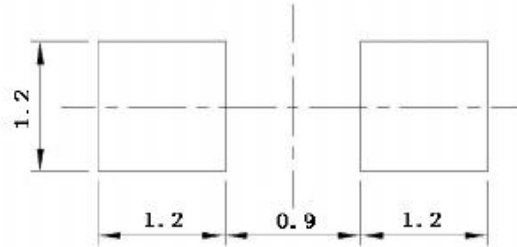
❖ Reliability Test Items And Conditions

NO.	Item	Test Condition	Test Hr/cycle/time	Sample Q'ty	Ac/Re
1	Reflow	TEMP:260±5°C; Min.5Sec	6 min	22pcs	0/1
2	Temperature Cycle	H:+90°C 30mins To(5mins) L:-30°C 30mins	300 cycles	22pcs	0/1
3	Thermal Shock	H:+100°C 20mins To(5mins) L:-40°C 20mins	300 cycles	22pcs	0/1
4	High Temperature Storage	TEMP:+100°C	1000hrs	22pcs	0/1
5	Low Temperature Storage	TEMP:-30°C	1000hrs	22pcs	0/1
6	DC Operating Life	IF=20MA	1000hrs	22pcs	0/1
7	High Temperature	65°C	240hrs	22pcs	0/1
8	High Humidity	R.H. = 85%		22pcs	0/1

❖ Reflow Temp/Time :



❖ Recommended Soldering Pad Dimensions



❖ Tape Specification:

