

❖ **Features:**

- Package: 1.0*0.5*0.45 mm
- Mono-color type
- Soldering methods :All SMT assembly methods
- Comply ROHS standard



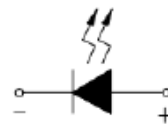
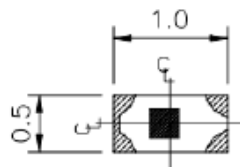
❖ **Description**

The Yellow source color devices are made with **AlGaInP** on sapphire Light Emitting Diode.

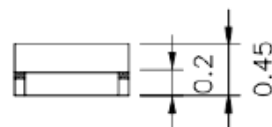
❖ **Application**

- LCD backlight
- Illuminations

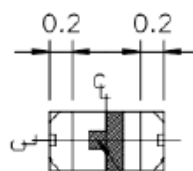
❖ **Package Dimensions**



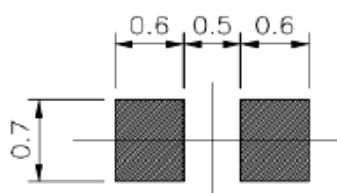
POLARITY



For Reflow Soldering



Cathode Mark



NOTES:

1. All dimensions are in millimeter[unit];
2. Tolerance is $\pm 0.1\text{mm}$ ($0.004''$) unless other specified;
3. Specifications are subject to change without notice.

Emitted Color	Lens Color	Chip Material
Yellow	Water Clear	AlGaInP

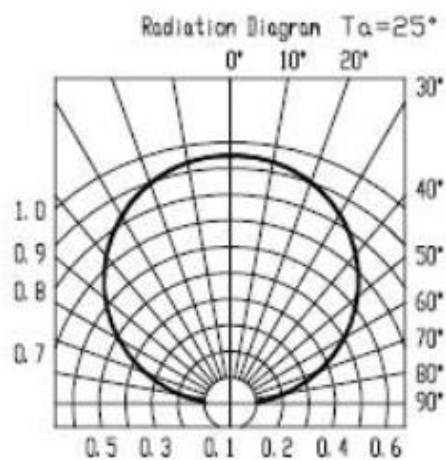
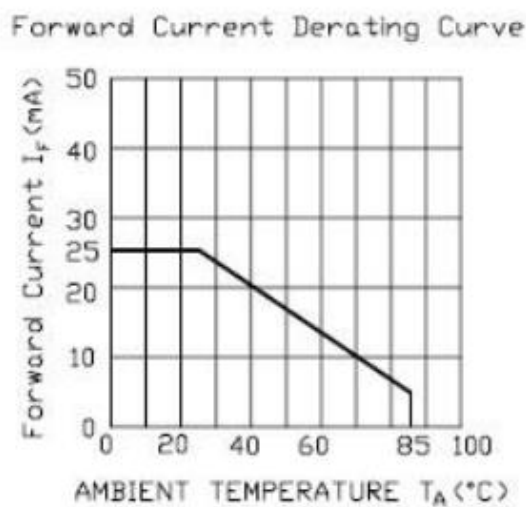
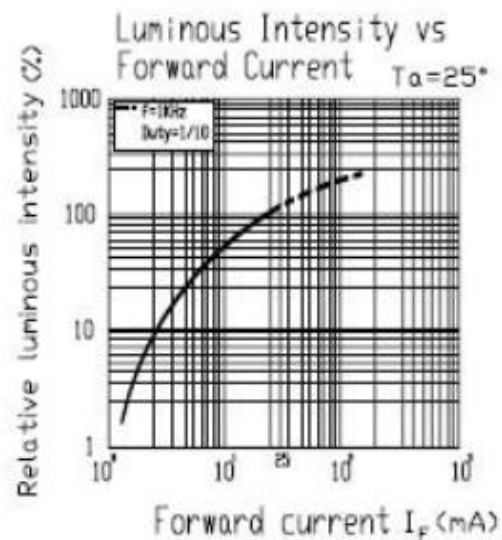
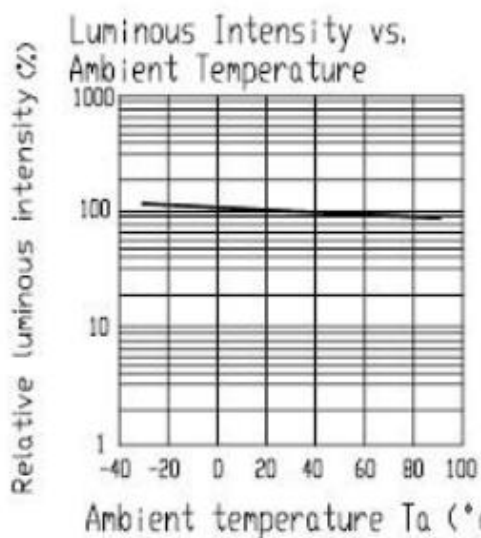
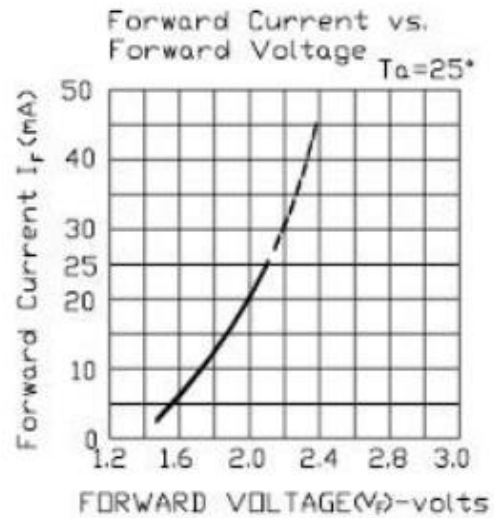
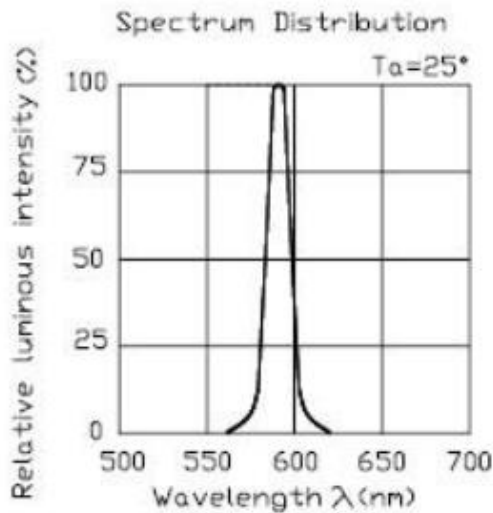
✧ Absolute Maximum Ratings($T_a=25^\circ\text{C}$)

Item	Symbol	Maximum	Unit
Power Dissipation	PD	60	mW
Continuous Forward Current	I_{Fmax}	25	mA
Peak Forward Current(1/10 Duty Cycle 0.1ms Pulse Width)	I_{FP}	60	mA
Reverse Voltage	V_R	5	V
Operating Temperature Range	T_{opr}	-40 to+85	$^\circ\text{C}$
Storage Temperature Range	T_{stg}	-40 to+85	$^\circ\text{C}$
Lead Solder Temperature	T_{sol}	260 $^\circ\text{C}$ for 3 seconds	

✧ Electrical/Optical Characteristics($T_a=25^\circ\text{C}$)

Item	Symbol	Condition	Min.	Typ.	Max	Unit
Forward Voltage	V_F	$I_F=20\text{mA}$	--	2.0	2.4	V
Luminous Intensity	I_V	$I_F=20\text{mA}$	49	74	--	mcd
Wavelength	λ	$I_F=20\text{mA}$	--	589	---	nm
Viewing Angle	$2\theta_{1/2}$	$I_F=20\text{mA}$	---	120	---	Deg
Reverse Current	IR	$V_R=5\text{V}$	---	---	10	μA

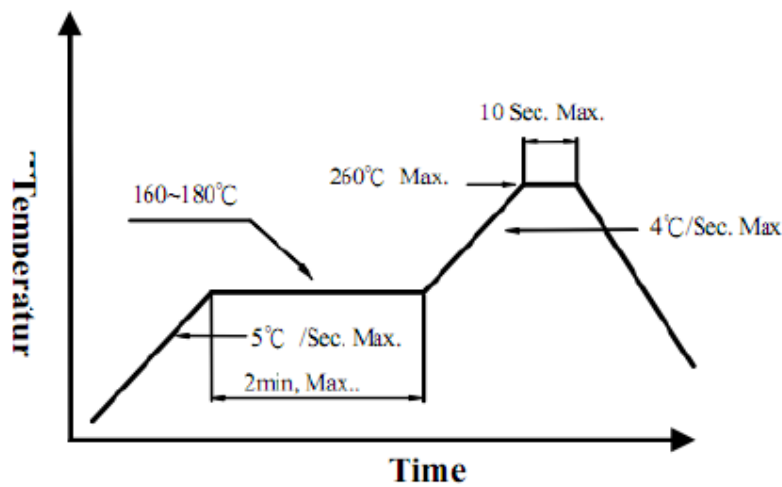
✧ Typical Electro-Optical Characteristics Curves



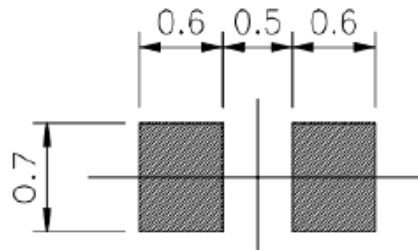
❖ **Reliability Test Items And Conditions**

NO.	Item	Test Condition	Test Hr/cycle/time	Sample Q'ty	Ac/Re
1	Reflow	TEMP:260±5°C; Min.5Sec	6 min	22pcs	0/1
2	Temperature Cycle	H:+90°C 30mins To(5mins) L:-30°C 30mins	300 cycles	22pcs	0/1
3	Thermal Shock	H:+100°C 20mins To(5mins) L:-40°C 20mins	100 cycles	22pcs	0/1
4	High Temperature Storage	TEMP:+100°C	1000hrs	22pcs	0/1
5	Low Temperature Storage	TEMP:-30°C	1000hrs	22pcs	0/1
6	DC Operating Life	IF=20MA	1000hrs	22pcs	0/1
7	High Temperature	65°C	240hrs	22pcs	0/1
8	High Humidity	R.H. = 85%		22pcs	0/1

❖ **Reflow Temp/Time :**



❖ Recommended Soldering Pad Dimensions:



❖ Tape Specification

