

❖ **Features:**

- 3.0mm×1.4mm SMT LED, 0.80mm thickness
- PLCC-2 package
- White package
- Suitable for all SMT assembly and solder process
- Available on tape and reel



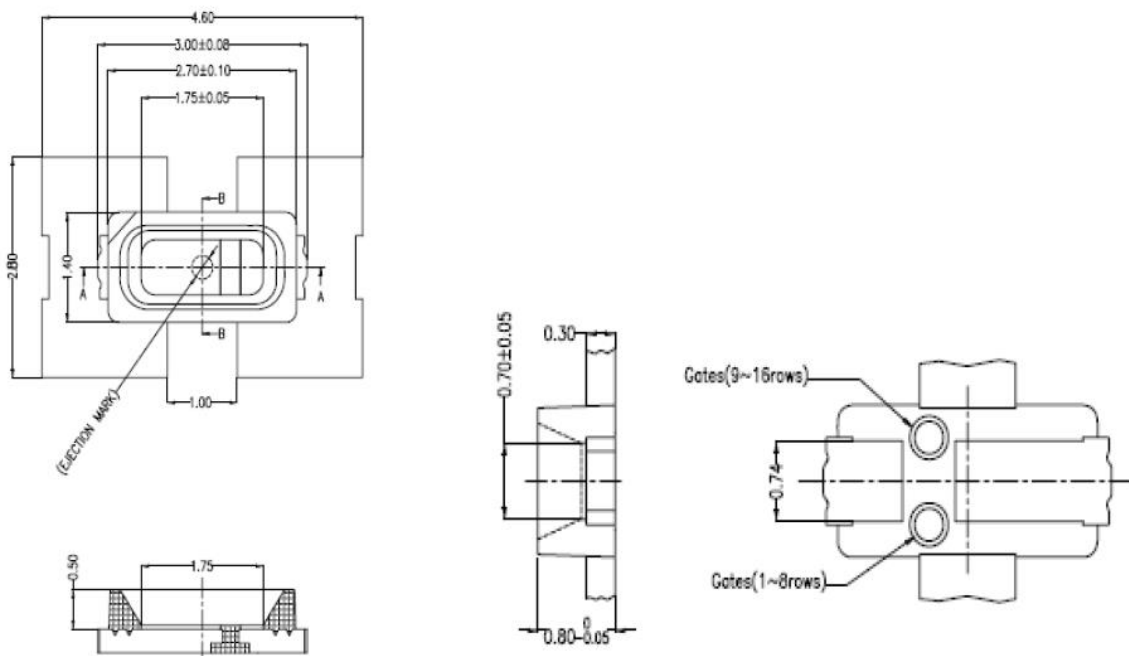
❖ **Description**

The Blue source color devices are made with InGaN on sapphire Light Emitting Diode.

❖ **Application**

- Optical indicator
- Indicator and backlighting in telephone and fax
- Flat backlight for LCD, switch and symbol
- Light pipe application
- General use

❖ **Package Dimensions**



NOTES:

1. All dimensions are in millimeter[unit];
2. Tolerance is±0.1mm(0.004") especially other specified;
3. Specifications are subject to change without notice.

Emitted Color	Lens Color	Chip Material
White	Yellow	InGaN

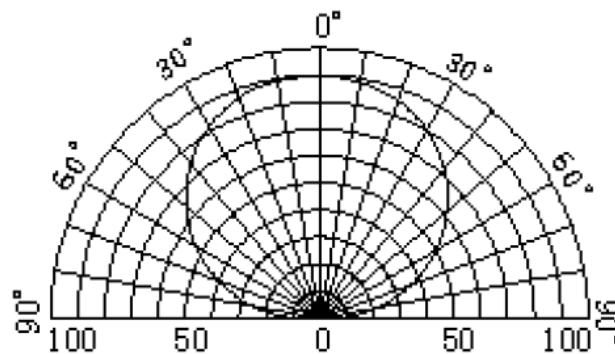
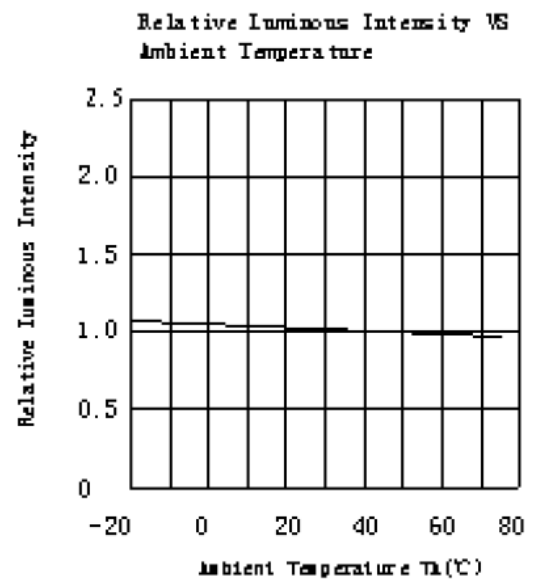
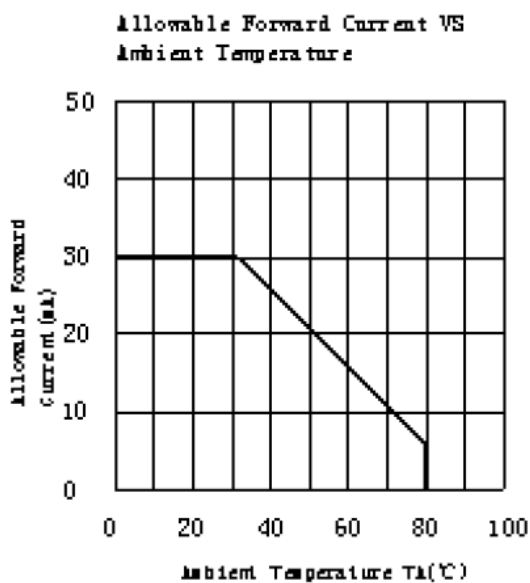
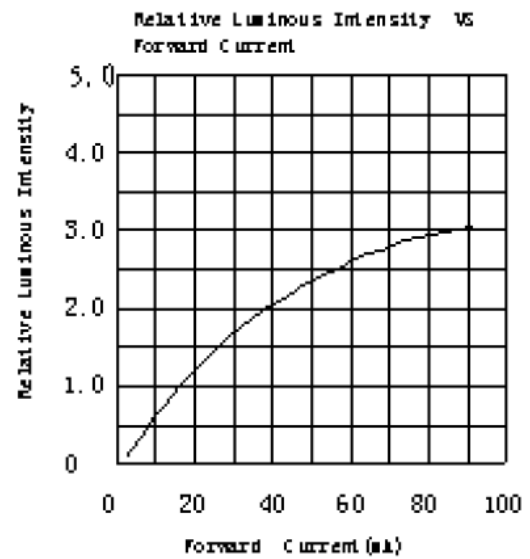
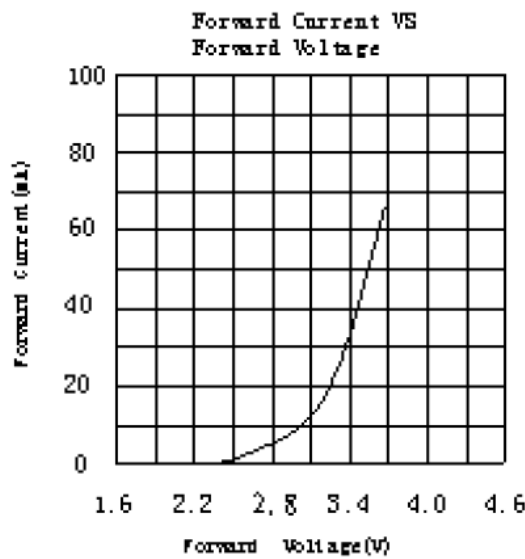
 ✧ **Absolute Maximum Ratings(Ta=25°C)**

Item	Symbol	Maximum	Unit
Power Dissipation	PD	100	mW
Continuous Forward Current	I _{Fmax}	30	mA
Peak Forward Current(1/10 Duty Cycle 0.1ms Pulse Width)	I _{FP}	100	mA
Reverse Voltage	V _R	5	V
Operating Temperature Range	T _{opr}	-25to+8	°C
Storage Temperature Range	T _{stg}	-30 to+85	25°C

 ✧ **Electrical/Optical Characteristics(Ta=25°C)**

Item	Symbol	Condition	Min.	Typ.	Max	Unit
Forward Voltage	V _F	I _F =20mA	2.9	--	3.6	V
Luminous Intensity	I _V	I _F =20mA	--	3500	--	mcd
Luminous Flux	Φ	I _F =20mA	10	--	12	lm
Color Temperature	T _c	I _F =20mA	6000	---	7000	K
Chromaticity Coordinates	X	I _F =20mA	--	0.30	--	--
	Y	I _F =20mA	--	0.31	--	--
Viewing Angle	2θ _{1/2}	I _F =20mA	--	120	--	Deg
Reverse Current	I _R	V _R =5V	--	--	10	uA

✧ Typical Electro-Optical Characteristics Curves



❖ Reliability Test Items And Conditions

NO.	Item	Test Condition	Test Hr/cycle/time	Sample Q'ty	Ac/Re
1	Reflow	TEMP:260±5°C; Min.5Sec	6 min	22pcs	0/1
2	Temperature Cycle	-25°C 30min ↑↓5min 80°C 30min	100 cycles	22pcs	0/1
3	Thermal Shock	-25°C 15min ↑↓5min 80°C 15min	100 cycles	22pcs	0/1
4	Low Temperature Storage	T _a =-30°C	1000hrs	22pcs	0/1
5	DC Operating Life	IF=20MA	1000hrs	22pcs	0/1
6	High Temperature	60°C	1000hrs	22pcs	0/1
7	High Humidity	90%R.H.	1000hrs	22pcs	0/1

❖ SMT Reflow Soldering Instructions

Number of reflow process shall be than 2 times and cooling
Process to normal temperature is required between first and second
soldering process

