



Part No.	Dice	Lens Type	Iv (mcd) @ 10mA		Viewing Angle 2 θ 1/2
			Min.	Typ.	
SE-50-Y5	YELLOW (GaAsP/GaP)	Yellow Diffused	10	20	30°

Note:

1. θ 1/2 is the angle from optical centerline where the luminous intensity is 1/2 the optical centerline value.

Electrical / Optical Characteristics at Ta=25°C

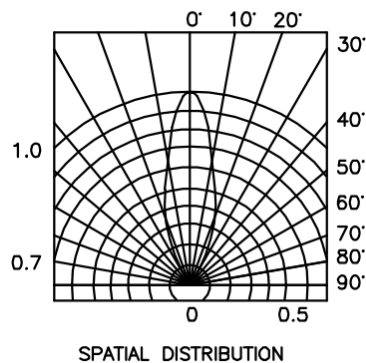
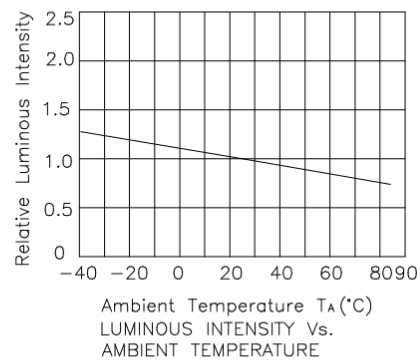
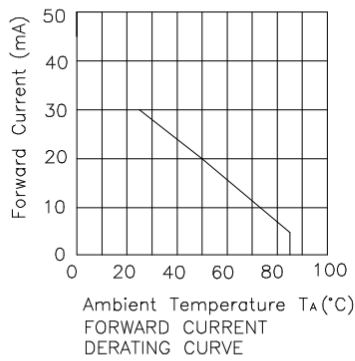
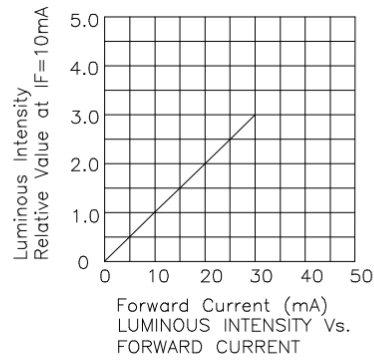
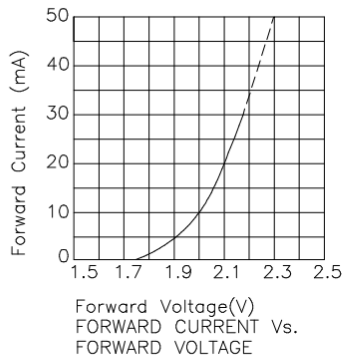
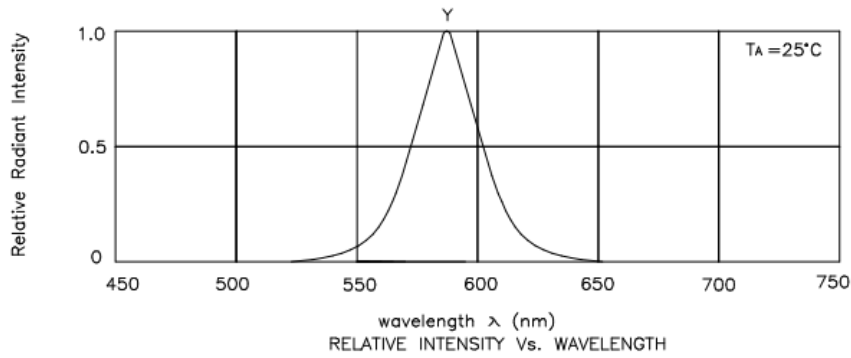
Symbol	Parameter	Device	Typ.	Max.	Units	Test Conditions
λ_{peak}	Peak Wavelength	Yellow	590	--	nm	IF=20mA
λ_D	Dominant Wavelength	Yellow	588	--	nm	IF=20mA
$\Delta\lambda_{1/2}$	Spectral Line Half-width	Yellow	35	--	nm	IF=20mA
C	Capacitance	Yellow	20	--	pF	VF=0V; f=1Mhz
VF	Forward Voltage	Yellow	2.1	2.5	V	IF=20mA
IR	Reverse Current	Yellow	--	10	uA	VR=5V

Absolute Maximum Ratings at Ta=25°C

Parameter	Yellow	Units
Power Dissipation	80	mW
DC Forward Current	30	mA
Peak Forward Current [1]	140	mA
Reverse Voltage	5	V
Operating / Storage Temperature	-40°C to +85°C	
Lead Solder Temperature [2]	260°C for 3 Seconds	
Lead Solder Temperature [3]	260°C for 3 Seconds	

Notes:

1. 1/10 Duty Cycle, 0.1ms Pulse Width
2. 2mm below package base.
3. 5mm below package base.



Remarks:

If special sorting is required (e.g. binning based on forward voltage, luminous intensity / luminous flux or wavelength), the typical accuracy of the sorting process is as follows:

- Wavelength: +/-1nm
- Luminous Intensity / Luminous Flux: +/-15%
- Forward Voltage: +/-0.1V

Note: Accuracy may depend on the sorting parameters