

SE-96-40GLC/G

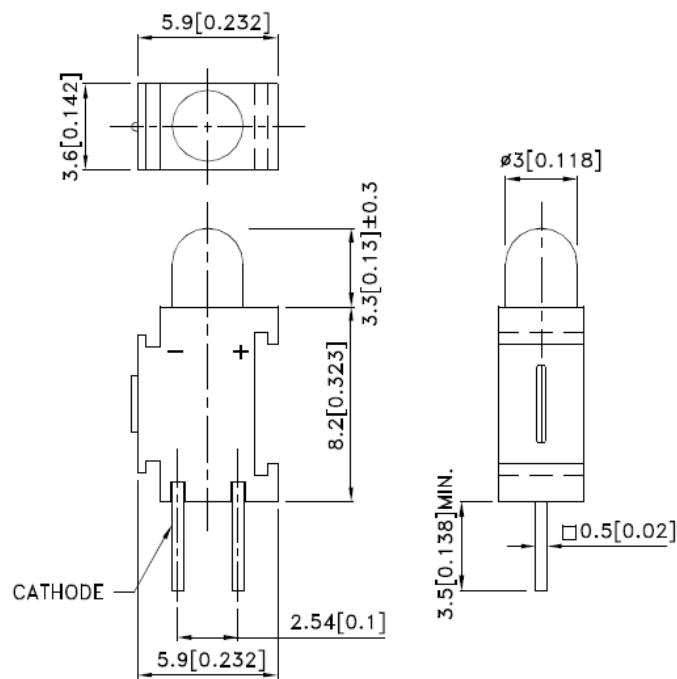
Features

- Black case enhances contrast ratio.
- High reliability life measured in years.
- UL rating : 94V-0.
- Housing material: nylon-c.
- RoHS compliant.

Description

The Green source color devices are made with Gallium Phosphide Green Light Emitting Diode.

Package Dimensions



SE-96-40GLC/G

Selection Guide

Dice	Lens Type	Iv (mcd) [2] @ 10mA		Viewing Angle [1]
		Min.	Typ.	θ1/2
Green (GaP)	Green Diffused	10	25	60°

Notes:

1. θ1/2 is the angle from optical centerline where the luminous intensity is 1/2 of the optical peak value.
2. Luminous intensity/ luminous Flux: +/-15%.

Electrical / Optical Characteristics at TA=25°C

Symbol	Parameter	Device	Typ.	Max.	Units	Test Conditions
λpeak	Peak Wavelength	Green	565		nm	If=20mA
λD [1]	Dominant Wavelength	Green	568		nm	If=20mA
Δλ1/2	Spectral Line Half-width	Green	30		nm	If=20mA
C	Capacitance	Green	15		pF	Vf=0V;f=1MHz
Vf [2]	Forward Voltage	Green	2.2	2.5	V	If=20mA
IR	Reverse Current	Green		10	uA	Vr = 5V

Notes:

1. Wavelength: +/-1nm.
2. Forward Voltage: +/-0.1V.

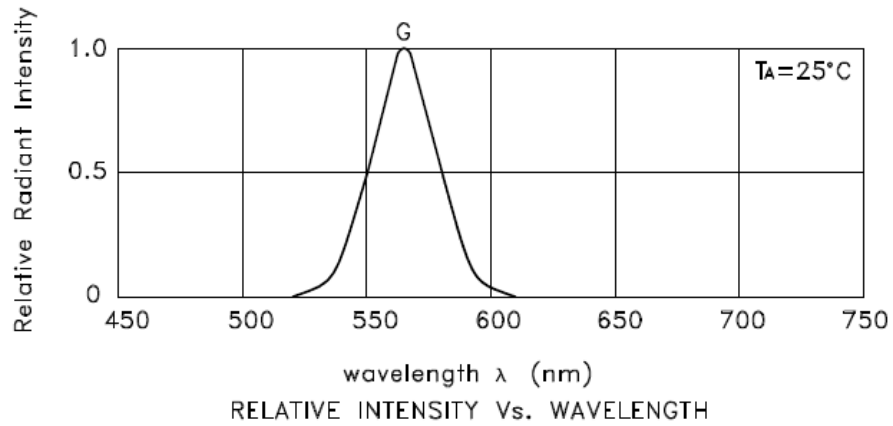
Absolute Maximum Ratings at TA=25°C

Parameter	Green	Units
Power dissipation	62.5	mW
DC Forward Current	25	mA
Peak Forward Current [1]	140	mA
Reverse Voltage	5	V
Operating/Storage Temperature	-40°C To +85°C	
Lead Solder Temperature [2]	260°C For 3 Seconds	
Lead Solder Temperature [3]	260°C For 5 Seconds	

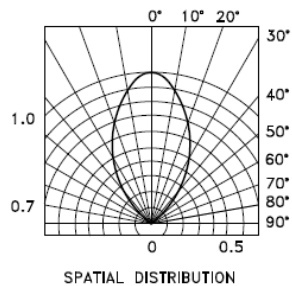
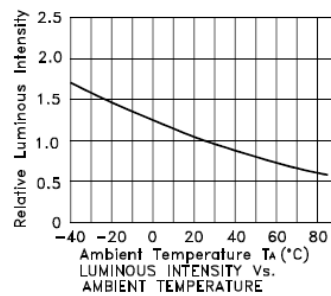
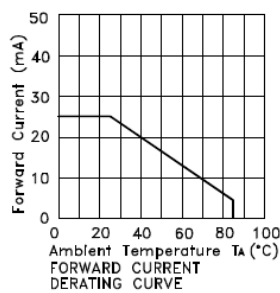
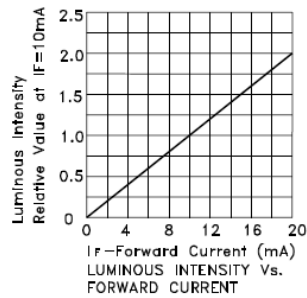
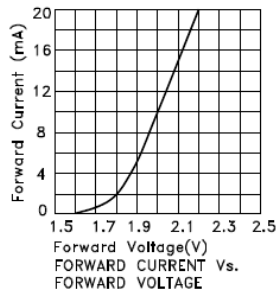
Notes:

1. 1/10 Duty Cycle, 0.1ms Pulse Width.
2. 2mm below package base.
3. 5mm below package base.

SE-96-40GLC/G



Green



SE-96-40GLC/G