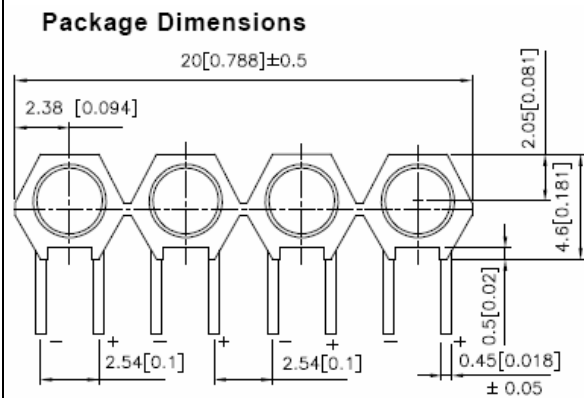
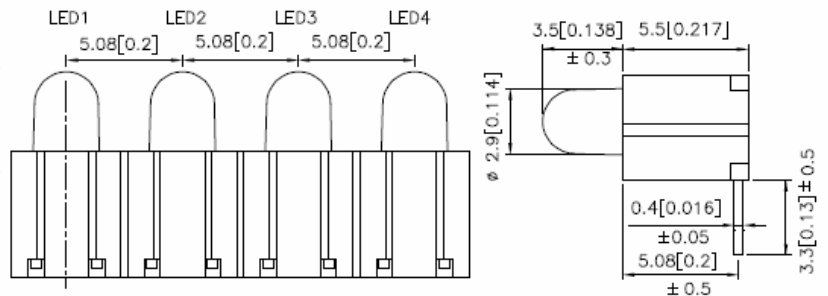


Part No. SE-40-G4

Package Dimensions



Recommended pad



Notes:

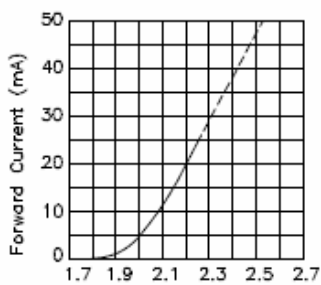
1. All dimensions are in millimeters (inches).
2. Tolerance is $\pm 0.25(0.01")$ unless otherwise noted.
3. Lead spacing is measured where the lead emerge package.
4. Specifications are subject to change without notice.

Absolute Maximum Ratings at TA=25°C

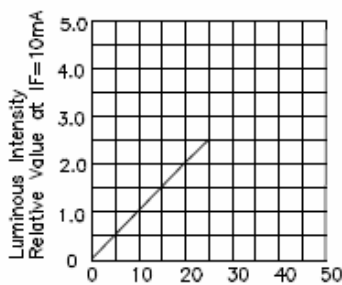
Parameter	Maximum Rating	Unit
DC Forward Current	25	mA
Power Dissipation	105	mW
Pulse Current (1/10 Duty Cycle, 0.1ms Pulse Width)	140	mA
Reverse Voltage(V _r)	5	V
Operating Temperature Range	-40°C to +85°C	
Storage Temperature Range	-40°C to +85°C	
Lead Soldering Temperature	260°C □ for 5 Seconds	

Electrical / Optical Characteristics at TA=25°C

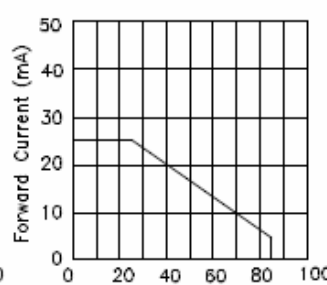
Parameter	Symbol	Min.	Typ.	Max.	Unit	Test Condition
Luminous Intensity	I _v	8	20		mcd	IF = 10mA
Viewing Angle	2θ _{1/2}		60		deg	IF = 20mA
Dominant Wavelength	λ _d		568		nm	IF = 20mA
Forward Voltage	V _F		2.2	2.5	V	IF = 20mA
Reverse Current, any Dot	I _R			10	μA	VR = 5V



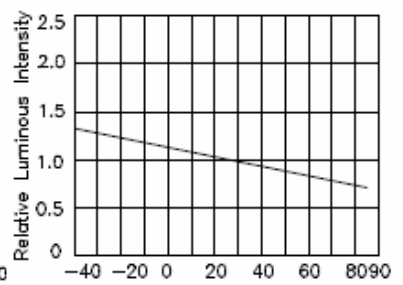
Forward Current (mA)
FORWARD CURRENT Vs.
FORWARD VOLTAGE



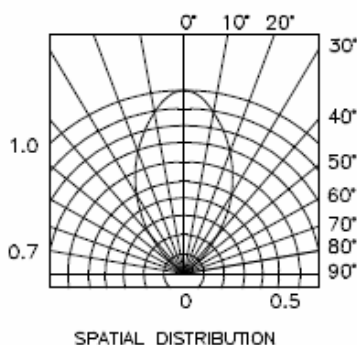
Luminous Intensity
Relative Value at IF=10mA
FORWARD CURRENT (mA)
LUMINOUS INTENSITY Vs.
FORWARD CURRENT



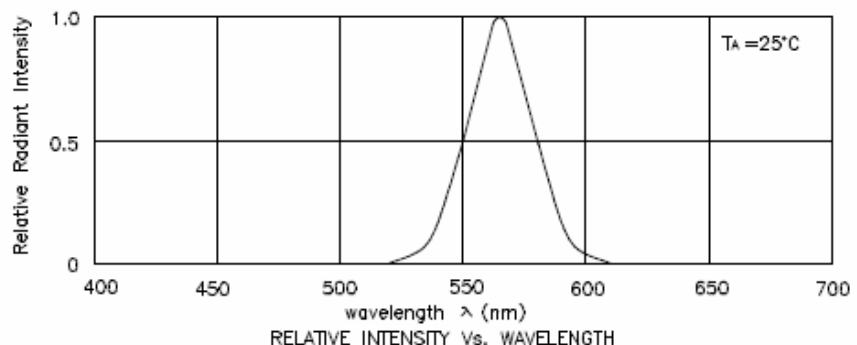
Forward Current (mA)
FORWARD CURRENT
DERATING CURVE



Relative Luminous Intensity
LUMINOUS INTENSITY Vs.
AMBIENT TEMPERATURE



SPATIAL DISTRIBUTION



RELATIVE INTENSITY Vs. WAVELENGTH